

Diffusion Bonding Of Aluminum Alloy AA 3105-H12 To Carbon Steel ASTM A 285GC

Omer S. Mahmood

Production Engineering & Metallurgy Department, Sulaymani Technical College

omersalih2004@hotmail.com

Received: / / 2009

Accepted: / / 2010

Abstract

Joining of dissimilar materials is of increasing interest for a wide range of industrial applications. The automotive industry, in particular, views dissimilar materials joining as a gateway for the implementation of lightweight materials. Specifically, the introduction of aluminum alloy parts into a steel car body requires the development of reliable, efficient and economic joining processes. The aim of this research is the diffusion bonding of aluminum alloy AA 3105-H12 to carbon steel ASTM A 285GC using different bonding variables; pressure, temperature and time. AA 5050 with thickness 350 μm was used as interlayer. The joint design that used was double butt joint and all specimens were evaluated by double shear test, optical microscopy, and X-ray diffraction. No appropriate shear strength was achieved for bonding aluminum with steel without interlayer. The maximum shear strength of bonding aluminum alloy AA 3105-H12 to carbon steel A 285GC was 28 MPa at applied pressure 68 MPa, 528 $^{\circ}\text{C}$ and 25 min, when using AA 5050 with thickness 350 μm as interlayer due to presence a small amount of Mg which act as deoxidizer element.

Keywords: intermetallic compounds, double shear, interlayer.

Introduction

Diffusion bonding is a process which produces solid state coalescence between two materials. Joining occurs at a temperature below the melting point of the materials to be joined. Coalescence of contacting surfaces is produced with loads below those that would cause macroscopic deformation to the part. A bonding aid can be used, such as an interface foil or coating, to either facilitate bonding or prevent the creation of brittle passes between dissimilar materials [1, 2]. Because of a series of excellent properties such as high conductivity, high corrosion resistance and low density of aluminum, and high were resistance; high tenacity and low price of steel, steel/Al bimetallic composites have been widely used, especially in the conductor rail of subways [3]. Low carbon steel and aluminum alloy 5052 sheets were diffusion welded using different conditions of time, temperature, and pressure in order to understand the kinetics of diffusion and the microstructure of the interface layer. The interface layer consisted of aluminum-rich brittle intermetallic compounds (Fe_3Al , FeAl_2 and Fe_2Al_3), which made the joints brittle [4, 5]. Fe_3Al intermetallic has high resistance to high temperature, abrasion and corrosion [6]. However, the solid state diffusion bonding process of Al alloys cannot be easily carried out because of the formation of a highly stable and continuous oxide film on the surface. This oxide film impedes the bonding process by acting as a diffusion barrier across the bonded interface.

Hence, it is necessary to remove the surface oxide or to disrupt its continuity in order to achieve sound bonding of Al alloys [4, 7 & 9]. The results showed that increasing pre-heat temperature and plastic deformation, bond strength increases. It was also revealed that at any specific temperature, there exists a certain thickness reduction at which the bond strength approaches that of aluminum [7].

In the metallurgy bonding process, the diffusion rate of elements in the solid phase is correlated nearly with diffusion temperature. The higher the diffusion temperature is, the easier the elements to diffuse. If the diffusion temperature is too high, the interface of the bonding joint will be exacerbated due to the formation of the intermetallic compound Fe₃Al, which has a poor ductility and fracture toughness [3].

Experimental Work

The materials used in this investigation were aluminum-manganese alloy AA 3105-H12 and carbon steel ASTM A 285GC as base materials and AA 5050 as interlayer Table (1). The AA 5050 with thickness (350 μm) was used as interlayer. Cold rolling and recrystallization at 330 °C for 10 min. was done to interlayer. The specimens with dimensions 14×14×10 mm were used. Before assembling, surfaces of base and filler metals were ground up to ASTM 1200 grade emery papers. Bonding pressure was selected to be under yield point (σ_y) of the lowest metal (aluminum in annealed condition), and they were :(51, 59, 68, 72, and 76 MPa) Table (2). The pressure was applied through fixture includes two plates (80×80×10 mm) and four bolts (M10×65 mm) manufacturing from AISI 304 stainless steel Figure(1) . The bolts of the fixture were fastened using torque spine to give a uniform pressure at the faying surfaces of the assemblies. The torque can be mathematically converted to pressure as follow:

The axial load on one bolt can be estimated by:
$$L = \frac{T}{K \times D}$$

Where: L = axial load (N).

T = torque (N.m).

K = torque coefficient.

D = nominal bolt diameter (m).

The pressure at room temperature loaded with one bolt is given by:
$$P = \frac{L}{A}$$

Where: P = pressure applied (MPa).

A = joint area (mm²).

For calculation of the applied pressure suppose we applied

T = 1 N.m, K = 0.2, D = 9.53 × 10⁻³ m, A = 3 × (14 × 14) mm², number of bolts = 4.

$$L = \frac{1}{0.2 \times 9.53 \times 10^{-3}} = 524 \text{ N}$$

$$P = \frac{4 \times 524}{588} = 3.5 \text{ MPa (is the bonding pressure)}$$

For example at 0.6 of σ_y where σ_y = 85 MPa

$$P = 0.6 \times 85 = 51 \text{ MPa}$$

$$P = 4L/A$$

$$L = P \times A / 4 = 51 \times 588 / 4$$

$$L = 7114.5 \text{ N}$$

$$T = L \times K \times D$$

$$T = (7114.5) \times (0.2) \times (9.53 \times 10^{-3})$$

$$T = 13.5 \text{ N.m}$$

And so on for (0.7, 0.8, 0.85 and 0.9) of σ_y

The selected bonding temperatures were: (428, 460, 494, 528, 560 and 595 °C) with bonding times :(5, 10, 20, 25, 30 and 45 min). Thermal welding cycle is shown in Figure (2) was done to reduce high thermal gradient happened due to the large difference in thermal conductivities

between the aluminum and carbon steel. Double shear joint test with punch and die shown in Figure (3) was used to obtain shear force at fracture. Diffusion bonding joints were examined using light optical microscopy. The (X-ray diffraction) test was done to the best conditions of aluminum alloy to carbon steel using interlayer in order to detect the intermetallic compounds that are responsible for joint strength.

Results and Discussion

A. Bonding pressure

Figure (4) shows that bonding shear strength increases as bonding pressure increases from 51 to 59 MPa. It is believed that as bonding pressure increases micro plasticity of the faying surfaces increases too. Also, regions of oxide films begin to breakdown and its particles diffuse into the parent metal [7]. As bonding pressure increases to 68 MPa shear strength increases to 28 MPa and shear strength was 5 MPa at 76 MPa and fracture takes place on aluminum side. Therefore, it is believed that ductile intermetallic compounds appear. As the bonding pressure increases to 72 MPa, the shear strength of joints decreases to 7MPa Figure(4), because it is expected increase the activation energy of atoms and decrease diffusivity due to increase in difficulty of making the necessary atomic jumps in the compressed lattice. On the other hand, bonding by using interlayer of AA 5050 shows the highest shear strengths due to presence of (Mg) which acts as deoxidizer according to Ellingham diagram and this will decrease the activation energy. This effect coupled with bonding pressure applied is thought to be the reason for high joints strength.

B. Bonding temperature

Bonding temperature has a considerable effect on bonding strength as shown in Figure (5). As bonding temperature rises at constant bonding pressure, aluminum expands more than carbon steel, so faying surface will creep and break oxide films as well as the possibility of formation of intermetallic compounds between them [7,8]. Many types of intermetallic compounds were formed. Table (3), shows the composition and crystal structure of the intermetallic compounds that were detected by (X-ray diffraction). The (X-ray diffraction) detected iron aluminum intermetallic compounds. Al-rich intermetallic compounds (FeAl_2 , Fe_2Al_5) characteristics by their high brittleness due to high aluminum content. Fe_2Al_5 intermetallic compound formed from the decomposition of FeAl_3 intermetallic compound at very slow cooling conditions. Fe-rich intermetallic compounds (FeAl , Fe_3Al) are slightly ductile. These intermetallic compounds appear as very thin layer at 450 °C and continue to grow as temperature rises [4]. Another intermetallic compounds detected by (X-ray diffraction) are Mg_2Si and Al_4Si . Mg_2Si intermetallic compound precipitates during very slow cooling as insoluble particles and increase the joint strength. Al_4Si intermetallic compound is Al-rich silicate and it is formed due to solid state reactions above 520 °C. It is believed that Fe_3Al , FeAl , Fe_3Si , Fe_2Si , FeSi and Mg_2Si intermetallic compounds are responsible for increasing joint strength [4]. Bonding of AA 3105 to carbon steel using AA5050 interlayer shows good strength due to the small amount of Mg acts as deoxidizer and forms magnesium oxide film (MgO) which is stable phase and makes Al_2O_3 discontinuous and unstable at high temperatures. Magnesium oxide breaks easily as temperature rises because it readily forms eutectics with other oxides and melt at surprisingly low temperatures [8]. Figure (6) shows approximately disappear of interface between AA 3105 and the interlayer, while the intermetallic compounds appear at the interface between carbon steel and interlayer.

C. Bonding time

As bonding time increases to 25 min, shear strength of joint increases to 28 MPa Figure (7). This behavior is according to Fick's second law [6]. But as bonding time increases to more than 25 min, strength decreased due to the increasing of intermetallic compounds and become brittle, also, diffusivity reduced because supersaturated solutions were formed. At 25 minute, time is enough to diffuse atoms across the interface inside parent metals and this allows formation of ductile intermetallic compounds as well as oxide films is broken and clean surfaces of parent metals appear.

Conclusions

From the results of previous tests, we can conclude the following:

1. Good strength joint is obtained in bonding of Al-Mn AA 3105 to carbon steel ASTM A 285GC and the best conditions are 68 MPa, 528 °C, 25 min.
2. Many types of intermetallic compounds are formed during diffusion (Fe_3Al , Fe_2Al_5 , FeSi , Fe_2Si ...) that increase the shear strength joints.
3. Joining of dissimilar materials with different thermo-physical characteristics, which is not possible by other processes, may be achieved by diffusion bonding.
4. The oxide film on the faying surface of aluminum is considered to be the most important factor which affects the joining process and joint strength.

References

1. M. Eroglu and B. Kurt. (2007), **"Diffusion bonding between high chromium white iron and low carbon steel"**. Materials Science and Technology Vol. 23, No. 2, PP.171-176.
2. K. Bhanumurthy, R. K. Fotedar (2006), **"Development of tubular transition joints of aluminum/stainless steel by deformation diffusion bonding"**. Materials Science and Technology Vol. 22 ,No 3, pp. 321-330.
3. CHENG Xiaole and BAI Bingzhe, (Oct 2009), **"Microstructural and characterization of the Al/ Cu /steel diffusion bonded joint"**. RARE METALS Vol. 28, No. 5, PP.478
4. M. J. RATHOD and M. KUTSUNA, (2004), **"Joining Of Aluminum Alloy 5052 and Low Carbon Steel by Laser Roll Welding"**. Welding Journal, Vol. 83, No. 1, PP.16- 26.
5. JUAN WANG and YAJIANG LI, (February, 2004). **"Microstructure and performance in diffusion –welded joints of $\text{Fe}_3\text{Al}/\text{Q235}$ carbon steel"**, Journal of Materials processing technology, Vol.145, No. 3, , PP.294 -298.
6. LI. YAJIANG and WANG JUAN, (2005), **"Diffusion of Al and Fe near the diffusion bonding interface of Fe_3Al with low carbon steel"**. Bull. Mater. Sci., Vol. 28, No. 1, , PP. 69-74.
7. M. SOLTAN ALI and A. HAERIAN, (April 2009), **"A Study of Joint Quality of Aluminum and Low Carbon Steel Strips by Warm Rolling"**. Material & Design Journal, Vol. 30, No. 4, PP. 1103-1109.
8. WOONG H.and Ha H. Bong, (2003), **"Microstructure and bonding mechanism of Al/Ti bonded joint using Al-10Si-1Mg filler metal"**. Journal of Materials Science and Engineering, Vol. 76, No. 8,. PP.231-240
9. A. A. SHIRZADI and E. R. WALLACH, (2004), **"New method to diffusion bond superalloys"**. Science and Technology of Welding and Joining, Vol. 9 No. 1. PP. 37-40.

Table 1: Chemical composition of base and interlayer

Elements Materials	C%	Si%	Fe%	Cu%	Mn%	Cr%	Mg%	Ni%	Zn%	Ti%	Al%
	AA 3105-H12	---	0.6	0.7	0.3	0.45	0.011	0.66	.002	0.118	0.002
AA 5050	---	0.4	0.7	0.2	-	0.2	1.8		0.25	-	Bal.
carbon steel ASTM A 285GC	0.22	0.29	Bal.		0.88	0.56	---	0.033	---	---	---

Table 2: Bonding pressure and the torque calculation

Factor	Bonding Pressure (MPa)	Torque (N.m)
0.6	51	13.5
0.7	59.5	15.8
0.8	68	18.1
0.85	72.5	19.2
0.9	76.5	20.3



Figure 1: Fixture and assemblies for diffusion welding specimens

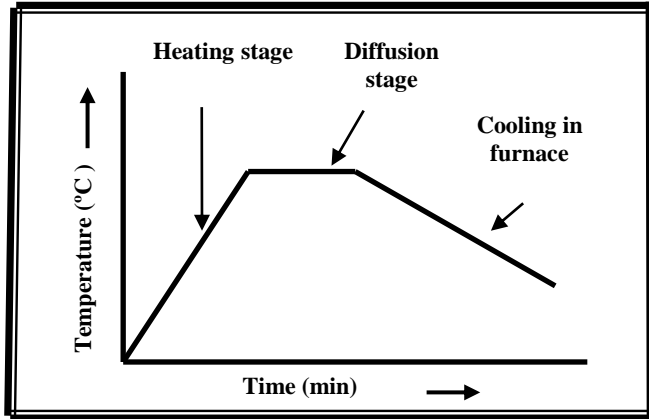


Figure 2: Thermal bonding cycle



Figure 3: Punch and die used in shear test

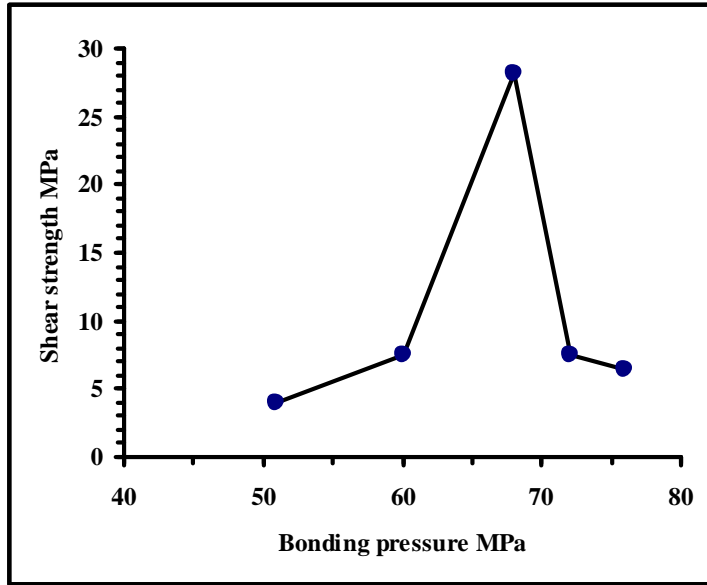


Figure 4: The relationship between bonding pressure and shear strength for AA 3105 to carbon steel A 285G at 528 °C and 25 min

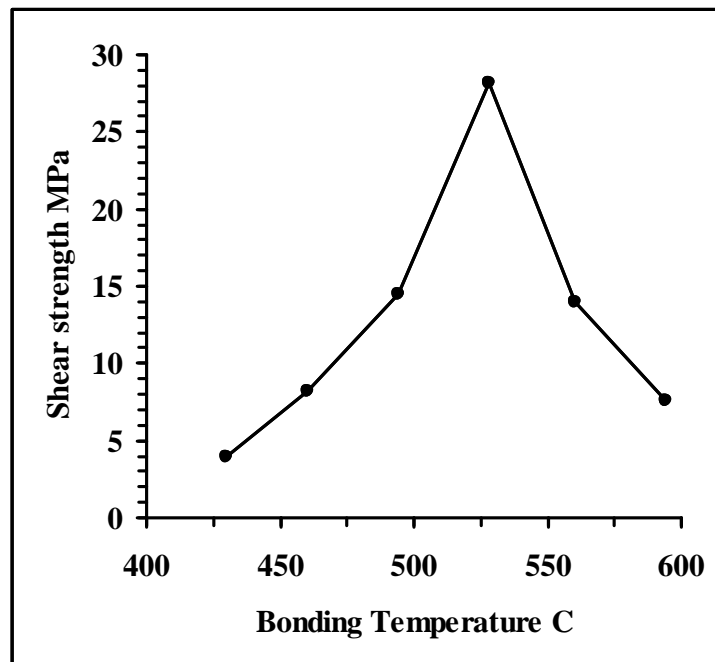


Figure 5: The relationship between bonding temperature and shear strength for AA 3105 to carbon steel at 68 MPa and 25 min.

Table 3: types of intermetallic compound

Crystal structure	FCC	Cubic	Triclinic-anorthic	Orthorhombic	Cubic	Cubic	Cubic	Tetragonal	Hexagonal	Cubic
Type of intermetallic compound	Fe ₃ Al	FeAl	FeAl ₂	Fe ₂ Al ₅	Fe ₃ Si	Fe ₂ Si	FeSi	FeSi ₂	Mg ₂ Si	Al ₄ Si

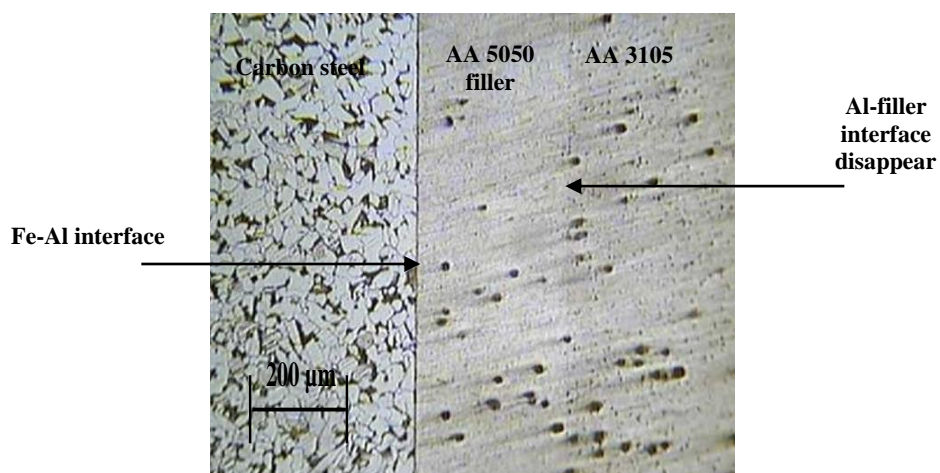


Figure 6: bonding of aluminum alloy AA 3105-H12 to carbon steel ASTM A 285GC using AA 5050 as filler metal at 68MPa, 528°C, and 25 min.

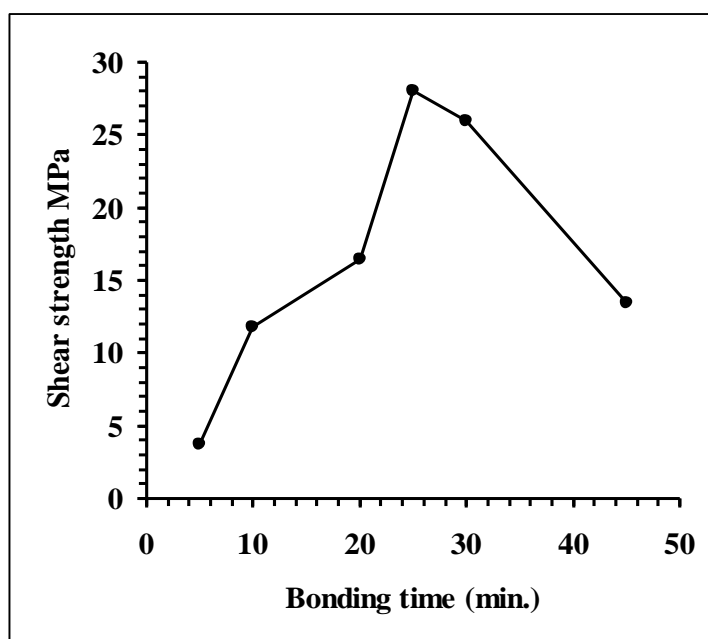


Figure 7: The relationship between bonding time and shear strength for AA 3105 to carbon steel ASTM A 285GC at 68 MPa and 528°C.

پوخته

دياردهی پراکتیزه کردنی کرداری لکاندنی کانزا جیواوازهکان، وه به تاییهت کانزا سوکهکانی وهکو نه له منیوم نه گه ن پارچه پۆلایی یهکانی نۆتۆمبیل که پیویسته کرداری لکاندنه که زور به هیزو نابوریانه بیت، تا ببیته جیگه ی گرنگی پیدانی بهردهوام بۆ زۆریک نه بواره پیشهسازیهکانی دروست کردنی نۆتۆمبیل .

نامانجمان نه پرۆژه که هه ئسهنگاندنی کاریگهری دۆخه جیواوازهکان نه سهر پیکهاتهی مایکروسکۆپی و بهرگری دادران بۆ نه و پیکهاتهی که نه نه نجامی لکاندنی نه له منیوم جوړی (AA 3105-H12) نه گه ن پۆلای کاربونی (ASTM A285GC) به ریگه ی لکاندنی بلاویونه وه نه دۆخی لکاندنی جیواوازا (پالپهستۆ، پله ی گهرمی وه کات) دا به دهست دیت. وه ههروهه دارششتهی (AA 5050) وهک ناواخن به کارهینرا به نه ستوری (350 μm) ، کومه ئی تاقی کردنه وه نه سهر پارچه لکینراوهکان نه نجام درا وهک (بهرگری دادران ، پشکنینی پیکهاتهی مایکروسکۆپی وه ههروهه پشکنین به تیشکی X). کرداری لکاندنی کانزاکان سهرکهوتو نه بو به بی به کارهینانی مادهی ناواخن . نه نجامهکان دهریانخست که بهرترین بهرگری دادران که نه نه نجامی لکاندنی نه له منیوم و پۆلای کاربونی به به کارهینانی مادهی ناواخن نه دۆخی لکاندنی جیواوازا به های (28 MPa) ی نه ژیر فشاری (68 MPa) وه پله ی گهرمی (528 °C) وه کات (25 min) تۆمار کرد. وه هۆکاری زیادبوونه که (بهرگری دادران) دهگه ریته وه بۆ بونی ریژهیهکی کهم نه مادهی مهگنیسیوم نه پیکهاتهی نه له منیوم – مهگنیسیوم (مادهی ناواخن) که رۆلی دامالینی نۆکسجین دهبینیت .

□

الخلاصة

حضیت عملیه ربط المواد المتباينة (اللحام الانتشاري) اهتماما متزايدا لتشكيلة واسعة من التطبيقات الصناعية، حيث اظهرت ربط المواد المتباينة ذات الوزن الخفيف بشكل خاص كمدخل تطبيقي في صناعة السيارات، وان ربط الأجزاء الفولاذية لبدن السيارة مع سبائك الألمنيوم يتطلب بشكل محدد إلى عمليات ربط اقتصادية وكفاءة وموثوقة. يهدف البحث إلى دراسة إمكانية ربط سبائك الألمنيوم نوع (AA 3105-H12) مع الفولاذ الكربوني (ASTMA 285GC) بطريقة اللحام الانتشاري باستخدام ظروف لحام مختلفة من ضغط ودرجات حراره وزمن لدراسة تأثير هذه المتغيرات على البنية المجهرية ومقاومه القص. كذلك تم استخدام سبيكة (AA 5050) كمعدن حشو بسمك (350 μm) . استخدمت وصلات لحام تناكبية مزدوجة واجري اختبار القص والفحص بالمجهر الضوئي. كما استخدم فحص الحيود بالأشعة السينية (X) . لم تحقق عملية لحام سبائك الألمنيوم مع الفولاذ الكربوني متانه ربط عاليه بدون استخدام معدن الحشو. أوضحت النتائج أن عملية الربط تحققت بنجاح عند ربط سبائك الألمنيوم نوع (AA 3105-H12) مع الفولاذ الكربوني (ASTM A 285GC) حيث بلغت متانه القص (28 MPa) عند ضغط (68 MPa) ودرجة حراره (528 °C) وزمن (25 min) ، ان الزيادة في متانه القص تعود الى وجود نسبة قليلة من المغنسيوم في سبيكة الألمنيوم – مغنسيوم (كمعدن حشو) حيث يعمل كعنصر مختزل للاوكسجين.