

Green Building or Green Construction

Submitted by:

Kamaran Anwar Hassan

2018

An Introduction to Green Building or green Construction

As the notion of green building is continuously developing, so the Office of the Federal Environmental Executive presented a helpful definition. This agency clarified the term as:



The act of expanding the effectiveness with which structures and their destinations utilize energy, water, and materials, and decreasing building impacts on human wellbeing and nature, through better siting, style, outline, development, operation, support, and expulsion—the total building life cycle (*Overview of green building j.cullen howe*).

Like wise, the Environmental Protection Agency (EPA) defines green building as:

The act of making structures and utilizing forms that are naturally mindful and asset proficient all through a building's life-cycle from siting to outline, development, operation, renovation, upkeep and deconstruction. This training extends and supplements the classical building configuration worries of economy, utility, sturdiness, and solace. Green building is otherwise called a manageable or 'high performance' building (*U.S. Dept. of Energy Buildings Technology Program*).

Both of these definitions say life cycle evaluation (LCA). LCA is the examination and valuation of the ecological, financial, and social effects of a product or administration. With regards to green constructions, LCA assesses building materials through the span of their whole lives and considers a full scope of natural effects, including a material's typified vitality; the strong waste produced in its extraction, utilize, and transfer; the air and water contamination related with it; also, its possible global warming. LCA is substantial tool since it can exhibit whether an item utilized as a part of a green building is genuinely green (*Sustainability in Building Construction—General Principles (ISO 15392:2008)*).

While energy productivity is a key segment of a green constructed structure, the prerequisites to be affirmed as "green manufactured" go well past vitality effectiveness alone. In this way, one could state that all green constructed structures will be vitality productive, however not all vitality proficient structures are "green assembled." The EPA propelled a Green Building Methodology in 2008 the motivation behind which is to "encourage the standard appropriation of viable green building rehearses" through government funded instruction and reinforcing the logical, specialized, monetary and institutional establishments of green building (*EPA*).

In the traditional standard, construction regulations have concentrated more on human security and how the environment affects constructions. Green building norms consider how structure influence the environment.

Structures represent very nearly 40% of the aggregate vitality use in the Assembled States and 68% of aggregate power utilization. They produce 40% of the national carbon dioxide discharges and devour 12% of the freshwater utilization.

The EPA defines “green building” as; “*the practice of creating structures and using processes that are environmentally responsible and resource-efficient throughout a building’s life cycle from siting to design, construction, operation, maintenance, renovation, and deconstruction.* This training grows and supplements the traditional building configuration worries of economy, utility, sturdiness and solace. Green building is otherwise called an economical or elite building”.

The aim of green construction is to ease the whole effect of buildings on the environment and human health by:


- Well utilizing energy, water, and other resources;
- Decreasing squandering, pollution and environmental degradation; and
- Keeping and protecting resident health and refining employee efficiency.

The environmental benefits include protecting biodiversity and ecosystems, improving air and water quality, reducing waste streams, and conserving and restoring natural resources. Economic benefits include reduced operating costs, optimizing life-cycle economic performance, improved occupant productivity, and expanding markets for green products and services. While green building concepts may be integrated into buildings at any stage, the most significant benefits are realized when the design and construction teams take an integrated approach at the outset of a building project (EPA, GREEN BUILDING, available at <http://www.epa.gov/greenbuilding/pubs/about.htm>).

Elements used in green constructions: Usually it is important that local or indigenous materials should be used for maintainable or sustainable home, especially those that exist naturally in the area:

House as Assemblage of by-products: For many long years, discovered materials such as earth, rocks, logs, and reeds were used for constructing sheltering and housing.

Today, there are mountains of by-products of our human progress that are as of now made and conveyed to all territories. Materials are discovered everywhere throughout the planet. Delivery materials for long separations is not practical and utilizes exorbitant measures of energy. All together for the green structures to be effortlessly open to the basic individual and to keep up a low effect on the planetary vitality circumstance, a "building block" discovered everywhere throughout the globe would be required (*Earthship /construction-materials*).



Able to be fashioned with little or no energy:

If a discovered building material was that indigenous to many parts of the planet yet it required gigantic measures of energy to design into a usable frame, at that point it would not be feasible and not considered. The significant building materials for an earth ships green building must require next to zero produced vitality to form into utilization. This keeps them effortlessly accessible to everyday citizens and, in the meantime, would permit the huge scale generation of condition agreeable working to keep up a generally low effect on the planet. Since there are such huge numbers of us, in the event that we are to make without truly expending the planet, all that we utilize must be picked with thought to the effect of vast scale application. We should investigate building materials and strategies that are not subject to made energy and that can possibly add to the general prosperity of the planet instead of endeavor it (*Comm. for Env. Cooperation 2008*).



In green constructions, we must become more attentive of how to use energy:

The planet Earth is a thermally settling mass that conveys temperature without wires or pipes. The sun is an atomic power plant that additionally conveys without wires or pipes.

Distinctive atmospheres around the globe require diverse outlines for the home to communicate with these two wellsprings of temperature.

The external couple of feet of the earth warms up and chills in light of surface climate. In any case, further in the earth, around four feet and past, the temperature is steadier (around 58 degrees). Here, the earth can be utilized to both cool and settle temperature if the house is properly outlined (*earthshipSystems/construction materials*).


Green constructions; to begin with are warm mass homes to begin with and latent sun based homes. Along these lines, the format and plan of the Earthship can be totally customized to resemble any traditional home, and still be maintainable.

The "generic" earthship styles are what work the best, both regarding financial aspects and energy effectiveness.

As a result of the way Earthships associate with the sun and the earth, practically no non-renewable energy sources are required to keep up an agreeable, stable temperature in any atmosphere.

Warmth

If you need warm, you concede the sun. The sun warms the mass, the mass stores the warmth and the protection won't let it escape. The more mass, the more stockpiling limit. At the point when there is no sun, the warmth put away in the mass transmits into the space, for warm goes to the cooler heading.



Coolness

If you want coolness, you admit the cooler earth temperature and block the sun. The cool mass of the earth connects with the mass of the shelter, is absorbed into the shelter mass and leaks into the living space. This is like hooking a big battery (the earth) up to a smaller battery (the haven). The thermal mass of both the earth and shelter is a storage battery for temperature (*BUILDINGS AND THE ENVIRONMENT: A STATISTICAL SUMMARY (EPA Dec. 2004)*).

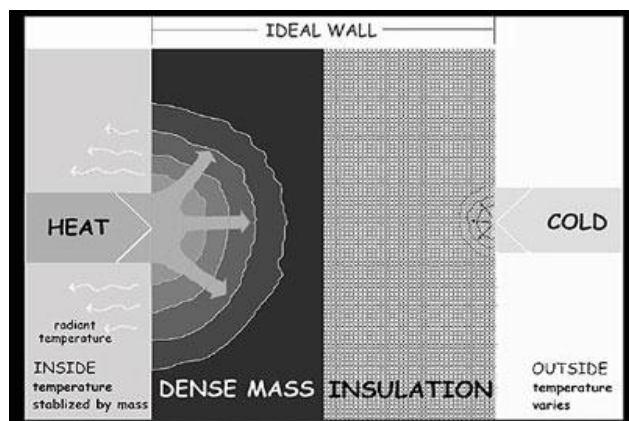
Insulation & Thermal Mass

Lately, people have perceived the way that insulation can assist to keep temperature in an insulation house. Protection, hence, neither gathers nor stores temperature. It basically obstructs the entry of temperature from inside to out and vice versa (*EPA.2011*).

Usually the better insulation has a large number of very small air spaces. The nearness of air spaces has a tendency to moderate up the development of temperature by making it go from air space to air space rather than moving



effectively through unhindered thick mass.



Thick mass the two gathers and stores temperature like a container holds marbles. Cases of thick mass are stone, water, compacted earth, or cement. There is a noteworthy contrast amongst mass and protection and this distinction is not plainly caught on. Thick means no voids or air spaces. The thicker the mass the more temperature it holds. This thickness really goes about as a conductor for temperature (*earthship/Systems/comfort-in-any-climate*).

We are basically adjusting our necessities to the officially existing exercises of the planet.

-Why pipe water long separations from a brought together group water framework, or from a costly well that requirements critical electrical power, drains aquifers and brings down the water table, when water tumble from the sky?

-Why have a corporate or political "center man" amongst us and our vitality needs? our vessel (home) must be intended to cruise with the powers that exist outside human ability to control and misuse.

A comprehension of mechanical frameworks for most people is restricted to what is inside reach of their fingertips. It is comprehended that when you flip a switch on the divider, a light goes ahead. when you turn on the fixture, heated water turns out. When you pull the idea about the can, it flushes. Little however is given to where the power originates from or what sort of atomic waste was created to produce it. what number of us even know where the power plant is that provisions our energy. Barely any individuals ever ponder which water table is exhausted to bring them water and what chemicals have been added to it. Where does the sewage follow it is flushed and which waterways and lakes are dirtied by it?

Electricity:

Green structures deliver their own particular power with a pre-bundled photovoltaic/wind control framework. This vitality is put away in batteries and provided to your electrical outlets. green developments can have various wellsprings of energy, all mechanized, including framework inertie.



Getting Electricity:

Electrical vitality is "harvested" from the sun and the breeze. Photovoltaic boards change over the sun's vitality into DC current power and is put away in "golf-cart" sort batteries. A green building Power Organizing Module draws the power from the batteries, reverses some of it for AC power and supplies it to the home. The POM (Power Organizing Module) can acknowledge power from a fuel generator, inertie with the city vitality network, and so forth.

An over view of the current green constructions:

Did you realize that the Obama Administration's American Recovery and Reinvestment Act has allotted more than \$80 billion to clean vitality innovation source (White House) As industry keeps on extending and the world's supply of non-inexhaustible assets gradually becomes rarer and more costly, green development turns out to be more than a naturally neighborly alternative: It turns into a fundamental advance by they way


we experience our lives. Gratefully, clean vitality innovation is further developed than any time in recent memory, and can be as valuable for your wallet as it is for the Earth. Green innovation, as sunlight based power, may look expensive into front contrasted with conventional assets, however finished a lifetime of utilization, you'll wind up saving money on vitality costs. Be that as it may, what precisely is green development innovation? It's a wide classification, covering everything from vitality proficient machines to geothermal warming. The 10 on this rundown strike a harmony between eco-accommodating building materials(howstuffworks.com/home-change/development/green) everybody can utilize when assembling another home and further developed green advances that acquire cool progressions science to the development business - think bio-degradable paint (did you know it's made utilizing milk?) and glass that tints on charge. These might be the materials and advancements everybody utilizes as a part without bounds, however why hold up? They're accessible right at this point.

The Zero Energy Home:

Zero energy buildings, or zero net energy buildings, are constructed to successfully operate independent of the normal electric grid. In other words, they provide their own power through renewable energy. The "zero" refers to both energy consumption and carbon emissions -- a zero energy building consumes zero net energy yearly, and produces no carbon emissions since it relies on renewable energy supplies like solar or wind power. **Zero energy homes** are specially built to be extremely energy efficient with excellent insulation and techniques like passive solar design. Of course, efficient design is just the start -- the buildings still need power from somewhere. Active solar panels and wind collectors are common solutions, while some buildings use biofuels for heating. Zero energy construction is most efficient in small communities where several homes can benefit from a shared renewable resource. Building a zero-energy home is obviously no easy task. It's not cheap, either, but some governments are slowly moving to support zero energy construction with subsidies to incentivize the green environmental benefits. The U.S. government offers a Solar Investment tax credit of 30 percent off the total system cost, and the state of California offers additional money back for consumers who opt into renewable energy (gosolarcalifornia.ca.gov/consumers). Zero energy is still a niche form of construction with high up-front costs, but the reward is a perfect blend of technology that barely affects the environment compared to today's average construction project.

Cool Roofs:

Cool roofs are specially designed to offer increased solar reflectance and decreased thermal emittance. In other words, they reflect more of the sun's rays than your average shingle roof, and prevent the warm or cool air inside from escaping through the top of a building. Under the intense heat of the summer sun, dark shingle roofs can reach temperatures of 150 degrees Fahrenheit (65.5 degrees Celsius). The reflectance of a cool roof can cut that down by more than 50 degrees (energy.gov/energysaver/energy-saver).



Lowering the temperature of the roof itself is an advantage, of course, but the real savings are inside. A cool roof improves the interior temperature of a building, either by reflecting intense heat or trapping the air inside. That reduces the strain placed on air conditioning systems, thereby reducing the emissions that result from powering our heating and cooling. Cool roofs can be constructed with a number of materials, including special reflective paint and cool roof shingles and tiles. If you need an environmental reason to believe in the cool roof, look no further: Their reflectance can help lower the heat island effect of urban and suburban areas, which causes dramatically higher temperatures under harsh sunlight compared to surrounding rural areas (EPA).

Green Insulation:

Insulation is some of the nastiest stuff in construction, as anyone who's gotten fiberglass shards stuck in their skin can attest. The stuff doesn't need to be pretty or pleasant, since it's essentially wall filler. If it's going to stay out of sight, why not make insulation out of any old junk? That's the basic gist of green insulation, which uses recycled materials to line our walls. Cotton insulation is a great example: The soft blue insulation is primarily

composed of recycled denim -- aka old jean scraps (greenyour.com/#footnote1). Did you ever imagine the material that makes up your favorite pair of pants could also be used to *insulate your house*?

Cellulose insulation takes an equally common product and recycles it. Any guesses as to the identity of the mystery material? It's the humble newspaper. Recycled paper insulation comes in several forms, but one of the most common is blow-in cellulose, which can be sprayed into walls or attics rather than being laid out in sheets (GreenFiber). Even fiberglass insulation can include recycled glass, but there's a downside: Melting down the glass and forming fiberglass insulation is far more energy-intensive than producing cellulose insulation from paper. Cellulose insulation often consists of 75 to 85 percent recycled material, higher than fiberglass' 30 to 40 percent, and cellulose is even better at preventing airflow than fiberglass (HouleInsulation/houleinsulation.com/home.html). Cellulose and cotton are definitely better choices when it comes to green insulation, and neither poses the discomfort or health concerns of fiberglass (Bonded Logic).

Rammed Earth Brick:

Rammed earth is an ancient construction technique similar to adobe that uses the raw materials of the Earth to form sturdy buildings through a simple process. Rammed earth has been around for thousands of years -- portions of the *Great Wall of China* were constructed using the rammed-earth technique. Today, the process of forming a rammed-earth structure isn't so different than it was centuries ago. A moist mixture of earth and hard substances such as clay or gravel are combined with a stabilizing element like concrete and compressed to form dense, hard walls. After forming, rammed earth must cure for months or as long as two years -- in a humid climate to fully cure and completely harden (USC/arch.usc.edu).



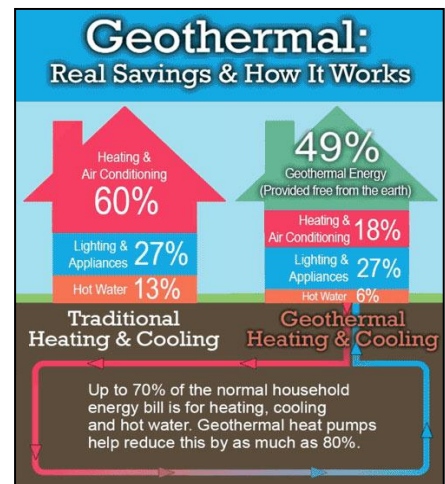
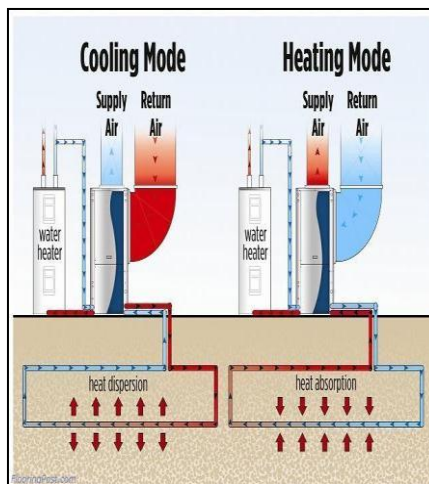
The density of rammed earth makes it an ideal material for regulating the temperature of a building. It will stay cool in the summer and warm in the winter, and constructing rammed earth produces fewer emissions than the typical building process (*USC/ arch.usc.edu*)

Modern rammed-earth equipment makes the compacting process a bit easier than it was thousands of years ago, but there are still tools out there specially designed to compress the walls by hand. Rammed-earth construction isn't exactly the norm for the 21st century, but it still exists, and there are contractors out there who specialize in designing homes with the Earth's minerals. Rammed-earth construction does have to take special care to properly regulate water to prevent damage, which is much like our next green technology, a system designed to harness water runoff.



Geothermal Heating:

Where storm water management uses plant life to control water, geothermal heating taps into the Earth's natural energy to generate power. Like *wind power* or solar power, geothermal is an efficient renewable energy resource that's far more environmentally friendly than coal-powered electricity or natural gas. You might think that cold weather would make geothermal heating ineffective, but that's not the case. Pipes buried a few feet underground



escape the effects of freezing temperatures. The ground there stays close to 60 degrees Fahrenheit (15.5 degrees Celsius), making it a warm source of energy in winter and a cool source of energy in summer (*greensolarcafe.com/solar-wind-hydro-renewable-energy/geothermal-heating-and-cooling/*)

A water/antifreeze mixture is pumped through pipes buried underground to collect thermal energy, then routed to a heat pump and takes that energy and puts it to use to heat or cool your house. While it does take electricity to power the heat pump, the efficiency of the geothermal system means that you'll get far more energy from the pump than you pour into it (*greensolarcafe.com/solar-wind-hydro-renewable-energy/geothermal-heating-and-cooling/*). Geothermal heating does have its disadvantages -- digging up ground space to lay the energy-collecting piping is a large undertaking. But our next classic renewable resource, solar energy, presents no such problem.

Solar Power:



What do you think of when you picture solar power? Massive fields of gigantic solar panels? Solar power doesn't necessarily require tons of equipment. In fact, some solar power doesn't require any equipment at all. There's a difference between active solar power -- what you probably picture when you think of *solar energy* -- and passive solar power, which is based on smart home design rather than advanced technology. Passive solar home design simply uses the sun's rays to heat a home through strategic placement of windows in a home. Large sets of windows let in solar energy, and a heat-absorbing surface like a dark wall retains the heat to warm the home (energy.gov/energysaver/energy-saver). Fans and air vents can help spread that air around the house.

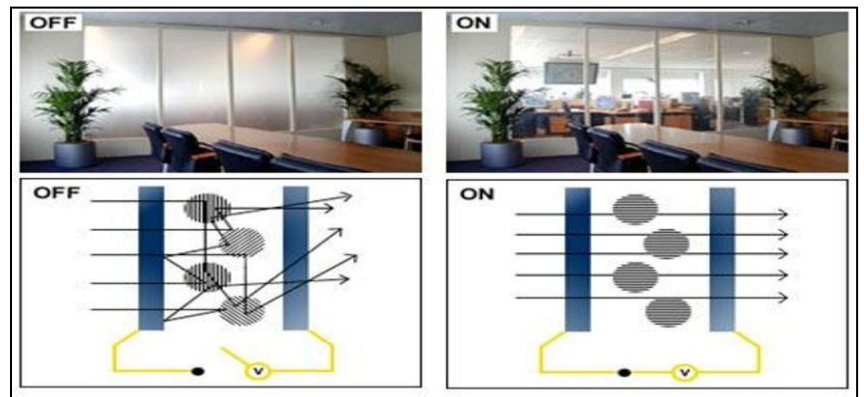
Active solar systems obviously provide more heat than passive solar design. Solar panels absorb the sun's radiation and use the heat to warm air or water, cutting down on gas or electricity consumption in the process. The more we rely on solar energy, the fewer greenhouse gases we produce from using nonrenewable energy sources (energy.gov/energysaver/energy-saver). The efficiency of solar panels varies based on the size of the system and the local climate. However, given the right conditions, a solar system will make up for the up-front costs of installation over the long term with years of free energy.

Electro chromic Smart Glass:

Passive *solar energy* relies on windows to let in beams of sunlight to use for heat. But what happens in the summer months when you want to keep all that solar *radiation* out? Awnings, shades and roof overhangs can cut down on that incoming light, but there's a much cooler solution coming that promises to cut down on HVAC costs and change the way we look

at sunlight from indoors. It's called smart glass. Smart glass, or electro chromic glass, uses a tiny burst of electricity to charge ions on a window layer and change the amount of light it reflects. While low-emittance windows that block some of the sun's radiation already exist, smart glass gives you the ability to choose how much light you want to block. Tied into smart building control systems, *skyscrapers* could have thousands of windows tint automatically during peak hours and return to complete transparency in the evenings. Smart glass developers expect a 25 percent reduction in HVAC costs thanks to the dynamic windows (tested.com/tech/windows-phone/716-affordable-smart-glass-possible-in-the-near-future/)

Electro chromic glass is still being perfected for commercial use, but expect to see more of the glass in the coming years as competing developers bring this smart energy-saving technology to the market.



References:

1. (Overview of green building j.cullen howe). Practices with respect to siting, energy 2004), available at <http://epa.gov/greenbuildings/pubs/gbstats.pdf>. 14.
2. U.S. Dept. of Energy Buildings Technology Program, Obama Administration Launches New Energy Efficiency Efforts (June 29, 2009), available at http://www1.eere.energy.gov/buildings/news_detail.html?news_id=12607.
3. In May 2008, the International Organization for Standardization (ISO) released a set of principles for evaluating building products throughout their life cycle. The standard, referred to as Sustainability in Building Construction—General Principles (ISO 15392:2008), is available for purchase at http://www.iso.org/iso/iso_catalogue/catalogue_tc/catalogue_detail.htm?csnumber=40432
4. EPA, GREEN BUILDING, available at <http://www.epa.gov/greenbuilding/pubs/about.htm>
5. <http://earthship.com/construction-materials>
6. Green Building in North America: Opportunities and Challenges (Comm. for Env. Cooperation 2008), available at http://www.cec.org/files/PDF//GB_Report_EN.pdf. 25. INDOOR AIR FACTS NO. 4 (REVISED): SICK BUILDING SYNDROME (EPA Feb. 2008), available at <http://www.epa.gov/iaq/pubs/sbs.html>.
7. [http://earthship.com/Systems/construction material](http://earthship.com/Systems/construction%20material)
8. BUILDINGS AND THE ENVIRONMENT: A STATISTICAL SUMMARY (EPA Dec. 2004), available at <http://epa.gov/greenbuilding/pubs/gbstats.pdf>.
9. <http://earthship.com/Systems/comfort-in-any-climate>
10. <http://home.howstuffworks.com/home-improvement/construction/green/10-cutting-edge-building-materials.htm>
11. <http://www.gosolarcalifornia.ca.gov/consumers/taxcredits.php>
12. <https://energy.gov/energysaver/energy-saver>
13. <http://www.greenyour.com/#footnote1>
14. <https://www.houleinsulation.com/home.html>
15. <http://arch.usc.edu>
16. <http://www.greensolarcafe.com/solar-wind-hydro-renewable-energy/geothermal-heating-and-cooling/>
17. <https://energy.gov/energysaver/energy-saver>
18. <http://www.tested.com/tech/windows-phone/716-affordable-smart-glass-possible-in-the-near-future/>